

Scaled data based on original data using
LM-79-08 Approved Method: Electrical and Photometric Measurements of Solid-
State Lighting Products

Test Report Prepared for
Cooper Lighting Solutions
(formerly Eaton)

Brand: INVUE

Report Number: P401106

Luminaire Tested: **ENT-SA1B-730-U-T4W**

Issue Date: 5/20/2020

Test Information

Test Method: LM-79-08
Report Number: P401106
TEST IS SCALED FROM IESNA LM-79-08 TEST DATA (G1-2004-754-17)
Test Lab: INNOVATION CENTER
Issue Date: 5/20/2020
Manufacturer: COOPER LIGHTING SOLUTIONS (FORMERLY EATON)
Product Line: INVUE
Catalog Number: ENT-SA1B-730-U-T4W
Description: ENTRI LED LUMINAIRE
(1) 70 CRI, 3000K, 450mA LIGHTSQUARE WITH 16 LEDS AND TYPE IV WIDE OPTICS
Light Source: -
Ballast/Driver: ELECTRONIC DRIVER

Summary

Lumens per Lamp: N/A
Luminaire Lumens: 3122 lumens
Efficiency: N/A
Efficacy: 122.9 lumens/watt
Luminous Opening: Rectangular (W 0.5' x L: 0.5' x H: 0')
IES Classification: Type IV - Short - Semi-Cutoff
BUG Rating: B1 - U0 - G1

Input Watts (W): 25.4
Input Voltage (V): NR
Input Current (Ain): NR
Voltage Rise (V): NR
Power Factor: NR
Total Harmonic Distortion (THDi): NR
Frequency (hertz): 60
Stabilization Time: NR
Operation Time: NR
Ambient Temperature (°C): NR
Test Distance: 25 FT

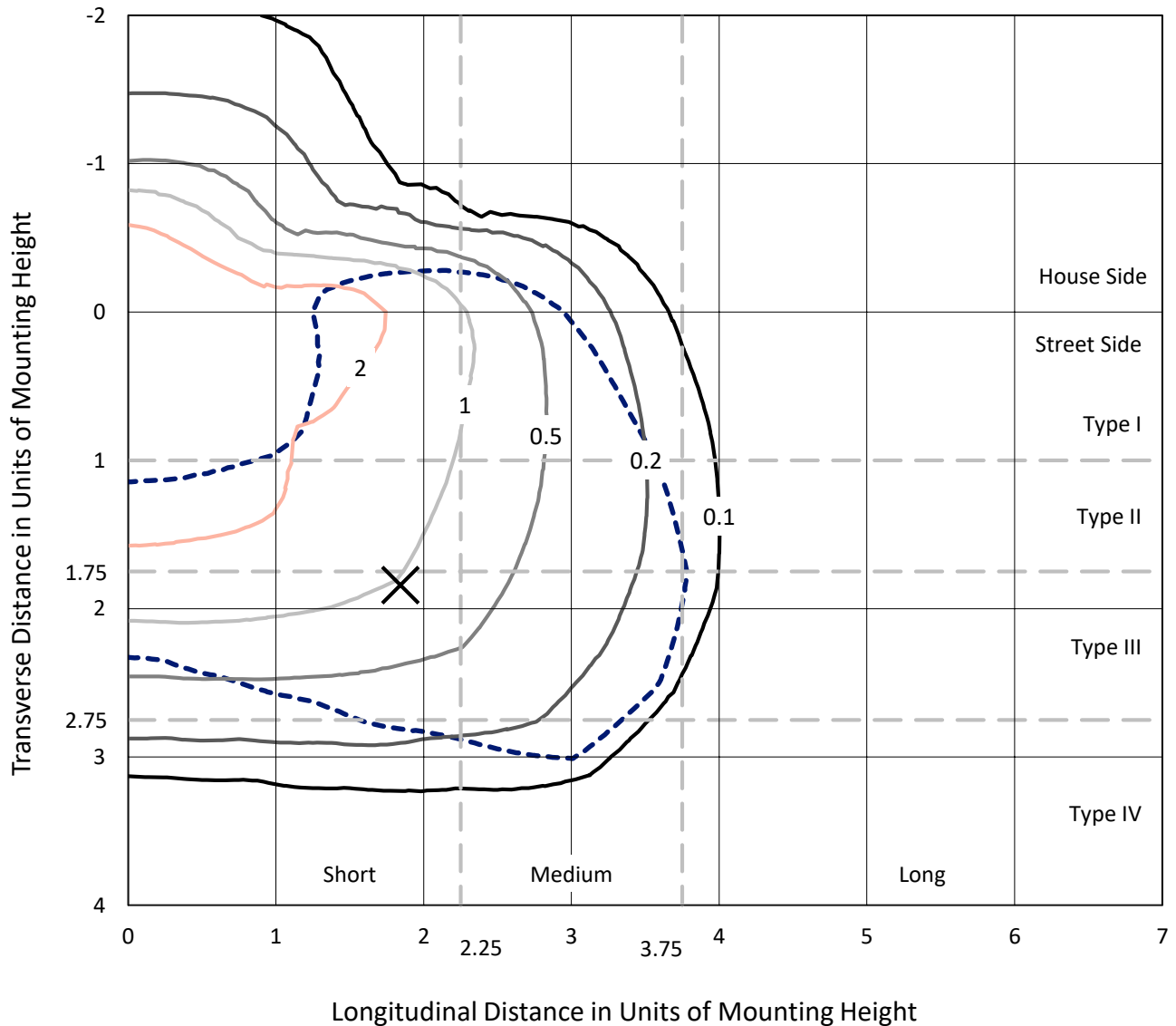


REPORT NUMBER: P401106

CATALOG NUMBER: ENT-SA1B-730-U-T4W

Iso-Footcandle Lines of Horizontal Illumination

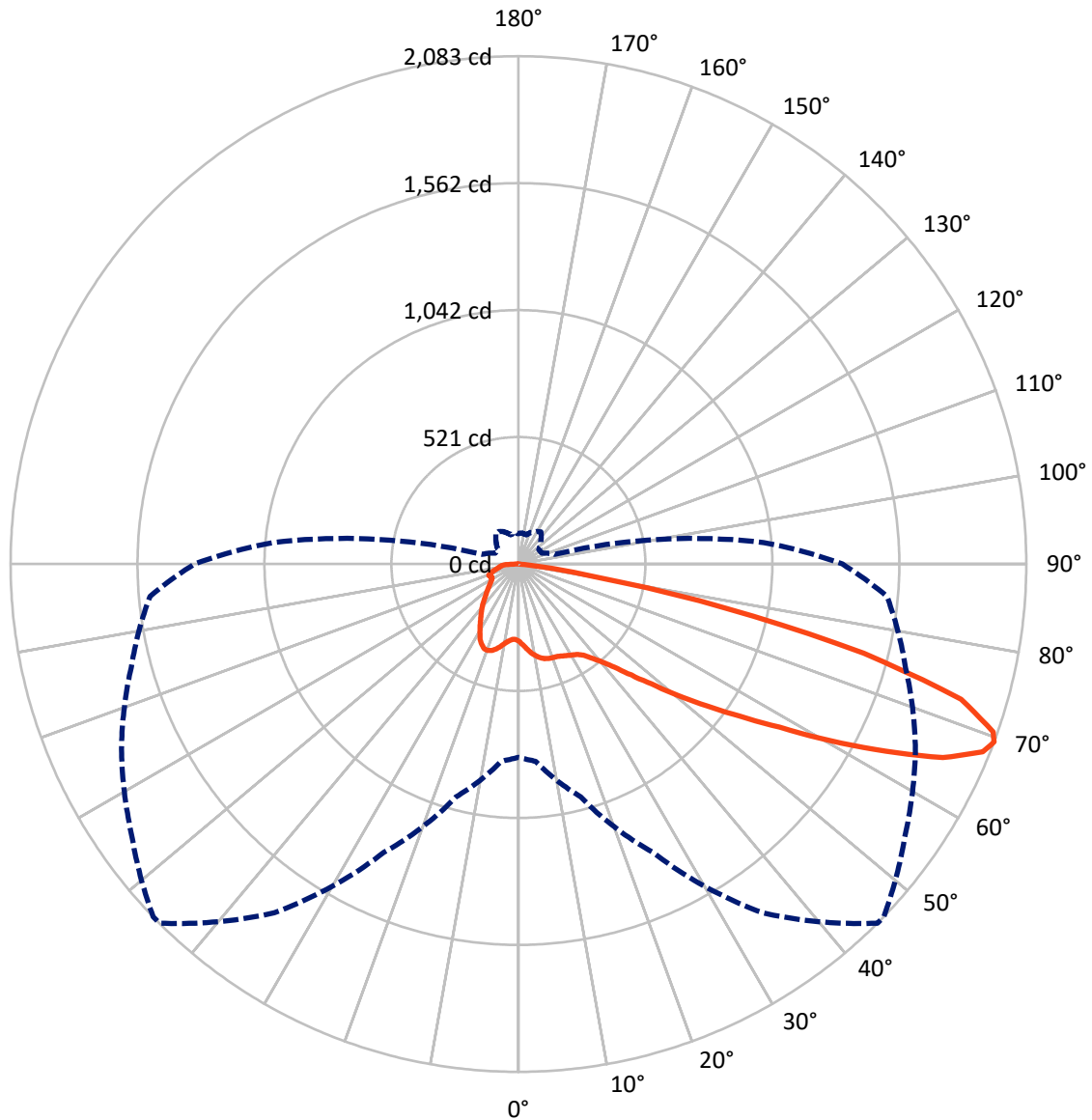
✕ Max cd
 - - - 1/2 Max cd



Based on 10 foot mounting height. Maximum calculated value = 3.9 fc
 Type IV - Short - Semi-Cutoff

REPORT NUMBER: P401106
CATALOG NUMBER: ENT-SA1B-730-U-T4W

Luminous Intensity Polar Plot



— Vertical Plane Through 45-Deg Lateral - - - Horizontal Cone Through 69-Deg Vertical

REPORT NUMBER: P401106

CATALOG NUMBER: ENT-SA1B-730-U-T4W

FLUX DISTRIBUTION:

		Downward	Upward	Total
House Side	Lumens	735.0	0.0	735.0
	% Fixture	23.5	0.0	23.5
Street Side	Lumens	2387.0	0.0	2387.0
	% Fixture	76.5	0.0	76.5
Total	Lumens	3122.0	0.0	3122.0
	% Fixture	100.0	0.0	100.0

Coefficient of Utilization

ZONAL LUMENS:

Zone	Lumens	% Fixture
0°-10°	32.3	1.0
10°-20°	107.0	3.4
20°-30°	180.8	5.8
30°-40°	261.6	8.4
40°-50°	395.0	12.7
50°-60°	666.0	21.3
60°-70°	916.3	29.3
70°-80°	507.8	16.3
80°-90°	55.3	1.8
90°-100°	0.0	0.0
100°-110°	0.0	0.0
110°-120°	0.0	0.0
120°-130°	0.0	0.0
130°-140°	0.0	0.0
140°-150°	0.0	0.0
150°-160°	0.0	0.0
160°-170°	0.0	0.0
170°-180°	0.0	0.0
0°-90°	3122.0	100.0
0°-180°	3122.0	100.0



REPORT NUMBER: P401106

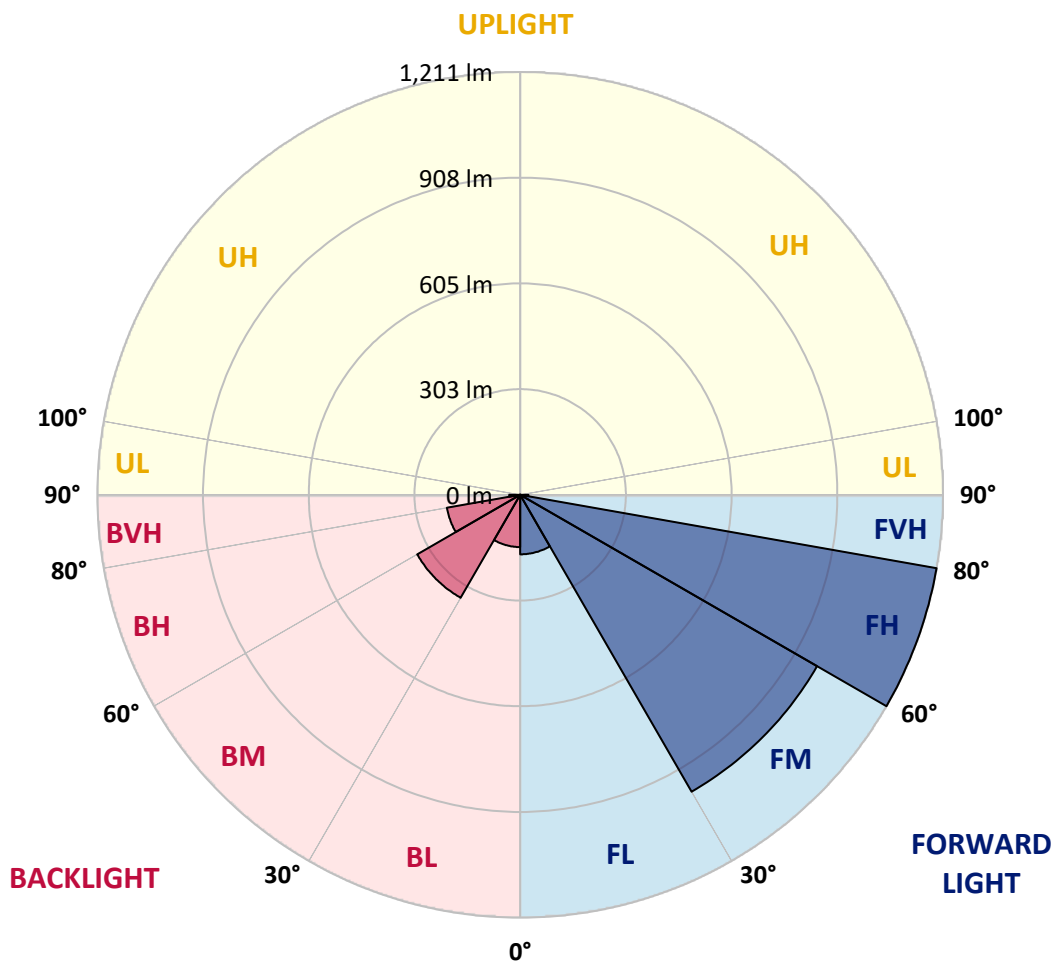
CATALOG NUMBER: ENT-SA1B-730-U-T4W

LUMINAIRE CLASSIFICATION SYSTEM LUMEN TABLE AND BUG RATING:

Zone		Lumens	% Fixture	Zone Rating/Lumen Limit		
				B	U	G
FL	(0°-30°)	170.4	5.5			
FM	(30°-60°)	981.9	31.5			
FH	(60°-80°)	1211.0	38.8			G1/1800
FVH	(80°-90°)	23.7	0.8			G1/100
BL	(0°-30°)	149.7	4.8	B1/500		
BM	(30°-60°)	340.7	10.9	B1/1000		
BH	(60°-80°)	213.0	6.8	B1/500		G1/500
BVH	(80°-90°)	31.6	1.0			G1/100
UL	(90°-100°)	0.0	0.0		U0/0	
UH	(100°-180°)	0.0	0.0		U0/0	

BUG Rating: B1-U0-G1

Type IV Short





REPORT NUMBER: P401106

CATALOG NUMBER: ENT-SA1B-730-U-T4W

CANDELA DISTRIBUTION (FULL):

	0°	5°	15°	25°	35°	45°	46°	55°	65°	75°	85°
0°	316.9	316.9	316.9	316.9	316.9	316.9	316.9	316.9	316.9	316.9	316.9
2.5°	336.9	336.4	336.9	335.1	333.3	330.6	329.8	326.7	324.4	321.3	318.7
5°	361.7	363.0	362.6	360.4	353.3	348.0	348.0	341.3	334.2	327.5	321.3
7.5°	388.8	388.8	386.1	381.7	374.6	366.6	365.7	356.8	346.6	337.3	327.5
10°	408.3	409.2	405.2	399.0	390.1	381.7	380.8	370.6	360.8	348.8	336.9
12.5°	422.1	422.1	418.5	412.8	402.1	394.1	393.2	383.9	373.7	361.3	347.5
15°	429.2	428.3	425.2	419.0	409.6	403.0	401.7	393.7	385.2	372.8	358.2
17.5°	427.8	427.8	425.2	419.0	412.3	407.0	406.1	400.3	394.1	382.1	367.5
20°	422.1	421.6	420.7	415.9	411.4	409.2	408.3	405.7	401.7	391.5	377.7
22.5°	416.8	416.3	415.0	411.9	410.1	411.4	411.4	411.0	410.5	402.5	389.2
25°	419.9	419.4	416.8	412.3	411.9	418.1	418.5	419.9	420.7	414.1	400.3
27.5°	441.6	440.3	432.7	421.2	417.2	425.2	426.1	430.1	429.2	422.1	410.1
30°	484.2	484.7	467.8	442.9	429.6	433.2	433.6	438.1	436.7	431.0	421.2
32.5°	548.6	548.6	521.0	483.3	449.6	442.5	441.2	445.2	450.5	442.9	433.2
35°	630.2	628.0	594.7	536.6	483.8	458.5	457.6	455.8	465.1	458.0	443.8
37.5°	712.3	704.3	671.9	608.0	531.7	489.5	486.0	480.7	486.0	470.9	458.5
40°	778.5	777.1	750.5	685.7	588.5	527.3	524.6	501.1	504.6	492.6	487.8
42.5°	851.3	852.1	834.4	769.1	656.4	578.3	571.2	534.8	545.0	540.6	538.4
45°	931.1	930.3	916.9	848.6	739.4	649.3	640.4	595.6	616.5	613.8	626.2
47.5°	992.4	997.3	989.7	941.4	837.9	735.4	728.8	674.2	705.7	727.0	750.5
50°	1075.8	1075.4	1055.0	1035.0	952.4	845.5	838.8	778.0	823.3	854.4	897.4
52.5°	1179.2	1175.7	1133.5	1126.4	1091.8	965.8	960.0	896.5	961.3	988.4	1075.8
55°	1244.0	1243.6	1221.8	1234.3	1235.2	1099.8	1092.7	1036.3	1109.6	1140.6	1272.9
57.5°	1298.2	1298.6	1316.8	1360.3	1389.6	1262.7	1260.0	1191.2	1265.3	1308.8	1465.1
60°	1339.9	1348.8	1399.8	1499.2	1548.1	1470.4	1458.8	1386.1	1435.8	1453.1	1612.0
62.5°	1323.0	1334.6	1434.9	1581.3	1706.9	1690.5	1686.5	1581.3	1580.9	1572.0	1721.6
65°	1189.9	1214.7	1372.7	1578.2	1811.7	1914.2	1908.4	1765.5	1715.8	1671.4	1754.4
67.5°	973.7	979.1	1169.5	1457.5	1810.8	2054.9	2048.7	1899.6	1799.7	1691.0	1658.1
69°	792.7	812.2	988.4	1304.8	1746.9	2083.3	2083.3	1936.8	1796.6	1644.4	1517.0
70°	685.7	686.6	856.6	1183.2	1659.9	2066.4	2070.4	1936.8	1771.3	1583.6	1391.8
72.5°	321.3	341.3	448.7	772.3	1340.8	1899.6	1909.3	1809.0	1624.4	1364.3	1044.3
75°	96.3	99.9	149.6	366.2	768.3	1463.3	1485.0	1505.0	1323.0	1004.4	643.1
77.5°	57.3	56.8	72.3	124.3	355.5	867.7	877.4	962.7	858.4	558.3	292.0
80°	28.0	28.8	38.6	60.4	133.1	315.1	346.6	450.0	380.4	218.4	107.0
82.5°	9.3	10.2	16.0	24.4	56.4	101.6	112.3	141.1	121.6	79.4	45.7
85°	0.0	0.0	0.4	0.9	3.1	7.5	7.5	16.9	25.3	28.0	15.1
87.5°	0.0	0.0	0.4	0.4	0.9	0.9	0.9	0.9	0.9	0.9	1.3
90°	0.0	0.0	0.0	0.0	0.0	0.0	0.0	0.0	0.0	0.0	0.0



REPORT NUMBER: P401106

CATALOG NUMBER: ENT-SA1B-730-U-T4W

CANDELA DISTRIBUTION (continued):

	90°	95°	105°	115°	125°	135°	145°	155°	165°	175°	180°
0°	316.9	316.9	316.9	316.9	316.9	316.9	316.9	316.9	316.9	316.9	316.9
2.5°	317.3	316.4	314.7	312.9	312.0	309.8	310.2	309.3	308.9	308.9	309.3
5°	318.2	316.9	314.2	312.5	310.7	309.8	312.0	312.9	313.8	313.8	314.2
7.5°	323.5	320.9	317.8	315.6	316.0	317.3	320.9	323.5	324.9	325.8	326.7
10°	332.4	329.3	324.9	324.4	325.3	328.9	333.8	337.8	341.3	343.5	343.5
12.5°	341.7	337.8	334.2	335.1	339.1	344.4	349.3	353.7	356.8	359.1	359.5
15°	352.0	348.0	344.4	346.6	353.3	359.5	363.9	365.7	367.0	369.3	369.7
17.5°	361.3	357.7	354.6	360.4	366.2	371.0	372.4	371.5	369.7	371.0	371.9
20°	371.0	367.9	366.2	372.4	376.4	376.8	373.3	369.3	364.8	364.8	365.3
22.5°	383.0	379.0	378.1	381.2	379.9	374.6	365.7	359.5	353.3	352.4	353.7
25°	394.6	390.6	390.1	387.9	376.4	362.6	350.6	343.5	338.6	339.1	341.7
27.5°	406.1	403.4	403.9	391.9	366.2	345.3	329.3	323.5	324.9	325.8	328.4
30°	417.6	417.6	419.4	391.9	352.0	320.9	305.8	305.4	308.9	311.6	314.7
32.5°	431.0	434.9	431.8	387.0	332.9	296.0	284.0	284.9	288.9	293.4	296.0
35°	443.8	453.1	444.3	375.9	306.7	273.4	263.6	262.3	265.4	269.4	270.7
37.5°	464.2	479.3	454.9	358.6	279.6	253.4	243.7	240.1	237.0	240.1	239.7
40°	499.7	517.9	462.9	329.8	253.4	234.8	224.6	217.9	210.4	203.7	203.7
42.5°	556.6	568.5	467.3	294.7	227.2	216.1	205.9	196.2	184.6	172.6	172.6
45°	649.3	652.0	469.1	257.4	203.3	197.5	186.8	177.5	162.4	150.5	147.8
47.5°	773.1	761.6	473.6	221.5	182.4	181.1	172.2	161.6	145.1	134.0	132.7
50°	939.6	889.9	493.1	192.6	165.5	166.9	160.2	147.8	132.3	124.3	122.5
52.5°	1126.9	1051.9	508.2	169.5	150.9	154.9	150.0	138.0	124.7	118.1	116.7
55°	1331.5	1207.6	504.6	154.0	139.8	144.2	142.5	132.3	120.3	114.5	113.2
57.5°	1498.3	1317.3	473.6	140.2	128.7	134.9	136.7	128.7	117.6	112.3	111.0
60°	1623.5	1377.2	409.6	128.7	119.8	127.4	132.3	126.5	117.2	114.1	112.7
62.5°	1680.3	1371.9	326.7	119.8	113.2	122.1	132.7	130.0	123.8	126.0	126.5
65°	1648.4	1304.8	245.0	113.2	109.2	122.9	140.2	140.2	130.9	134.9	135.4
67.5°	1484.6	1129.5	178.4	108.3	105.2	127.4	154.5	145.6	127.8	130.9	129.6
69°	1328.8	1010.6	153.1	105.6	102.1	129.6	160.7	146.5	124.3	127.8	124.3
70°	1214.3	903.2	137.6	103.4	100.7	129.6	162.4	145.6	122.5	125.2	121.2
72.5°	864.1	627.1	113.2	99.0	95.9	119.8	159.3	140.7	117.6	114.5	107.0
75°	502.4	346.6	96.3	94.1	84.8	105.2	151.3	135.4	112.7	107.0	101.6
77.5°	210.8	154.9	82.1	85.7	75.0	93.6	141.6	130.0	107.0	99.0	96.3
80°	85.7	77.2	68.3	74.1	65.2	82.6	130.5	121.2	98.5	90.5	86.5
82.5°	44.8	42.6	52.4	59.9	54.1	75.9	122.9	115.0	91.4	83.4	78.6
85°	13.3	17.8	29.7	40.8	41.3	68.3	119.4	106.5	79.4	68.8	67.9
87.5°	0.9	3.6	10.2	21.3	27.1	52.4	96.8	87.4	64.4	54.1	54.6
90°	0.0	0.0	0.0	0.0	0.0	0.0	0.0	0.0	0.0	0.0	0.0

(END OF REPORT)